

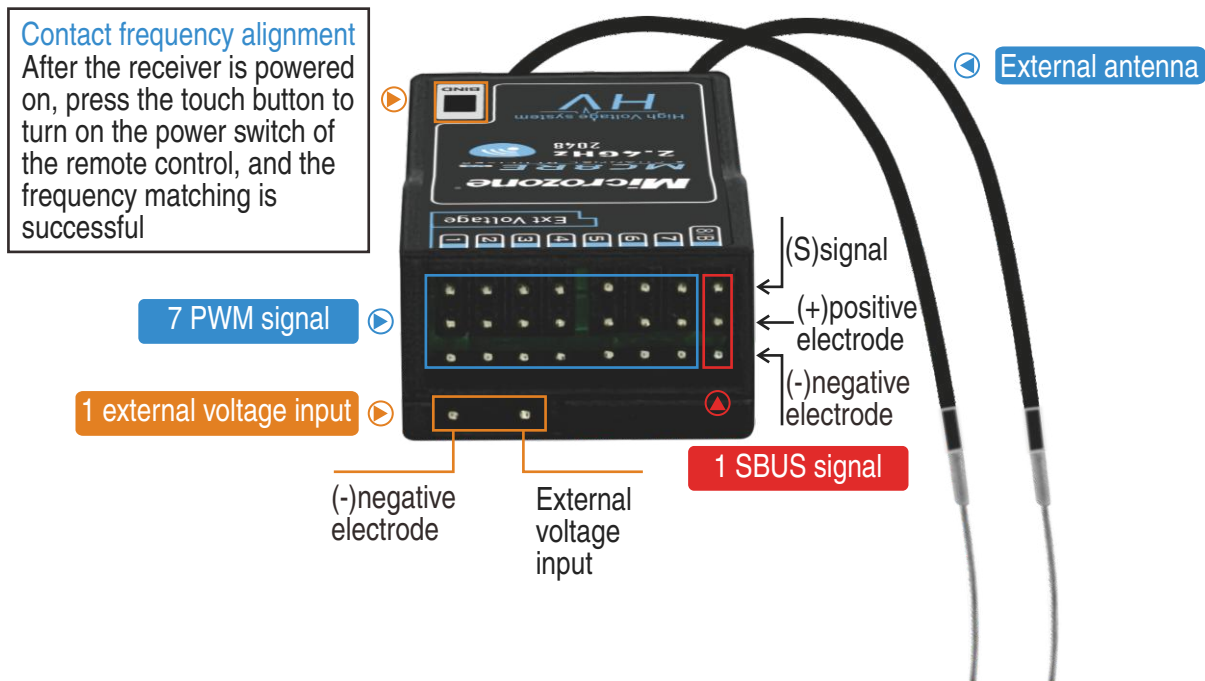
MC8RE-V2



PRODUCT MANUAL

Please read the instruction manual before use

FUNCTIONAL PARSING



SPECIFICATION PARAMETERS

Model	MC8RE-V2
Color	Teal transparent
Applications	Fixed wing/Multi-axis/Car/Boat
Channel output	7 PWM signals, 1 SBUS signals, 1 external voltage input
Frequency range	2401MHz-2478MHz
Control range	>1000m
Receiver supply voltage	DC:4.5-6V
Voltage return	Support
SBUS signal	Support
Frequency pairing mode	Contact to frequency
Recovery performance	Fast signal recovery
Runaway protection settings	Support
Remote control support	C7-MINI/8B-MINI/Classic-10
Antenna type	External dual antenna
Antenna length	150mm
Size	46*25*14 (mm)
Weight	10g

PARTICULAR

Power on:

Connect the positive and negative terminals in to the power supply to turn it on.

Indicator Description:

Slow blinking: no signal;

Indicator light is always on: signal reception is normal;

Fast blinking: frequency pairing is in progress.

Frequency pairing:

After the remote control is turned off and the receiver is powered on, press the frequency control button on the receiver, and the indicator light will flash quickly, the receiver will enter the frequency control mode, as shown in the following figure, then, turn on the remote control, and the receiver indicator light will turn on, the receiver will receive the signal normally.



Fail-safe:

When the receiver accidentally loses signal, it will automatically switch to runaway state, when runaway, the receiver outputs 1500us on channel 1/2/4, 900us on channel 3, and the other channels remain unchanged.


Failsafe switching:

This function is only available for products after 2023, and this operation will change the runaway protection value of channel 3 to 1500us;

How to Operate: Turn off the receiver, short-circuit channels 5 and 6 with a wire, turn off the wire after the receiver is powered on for three seconds, and restart the receiver.

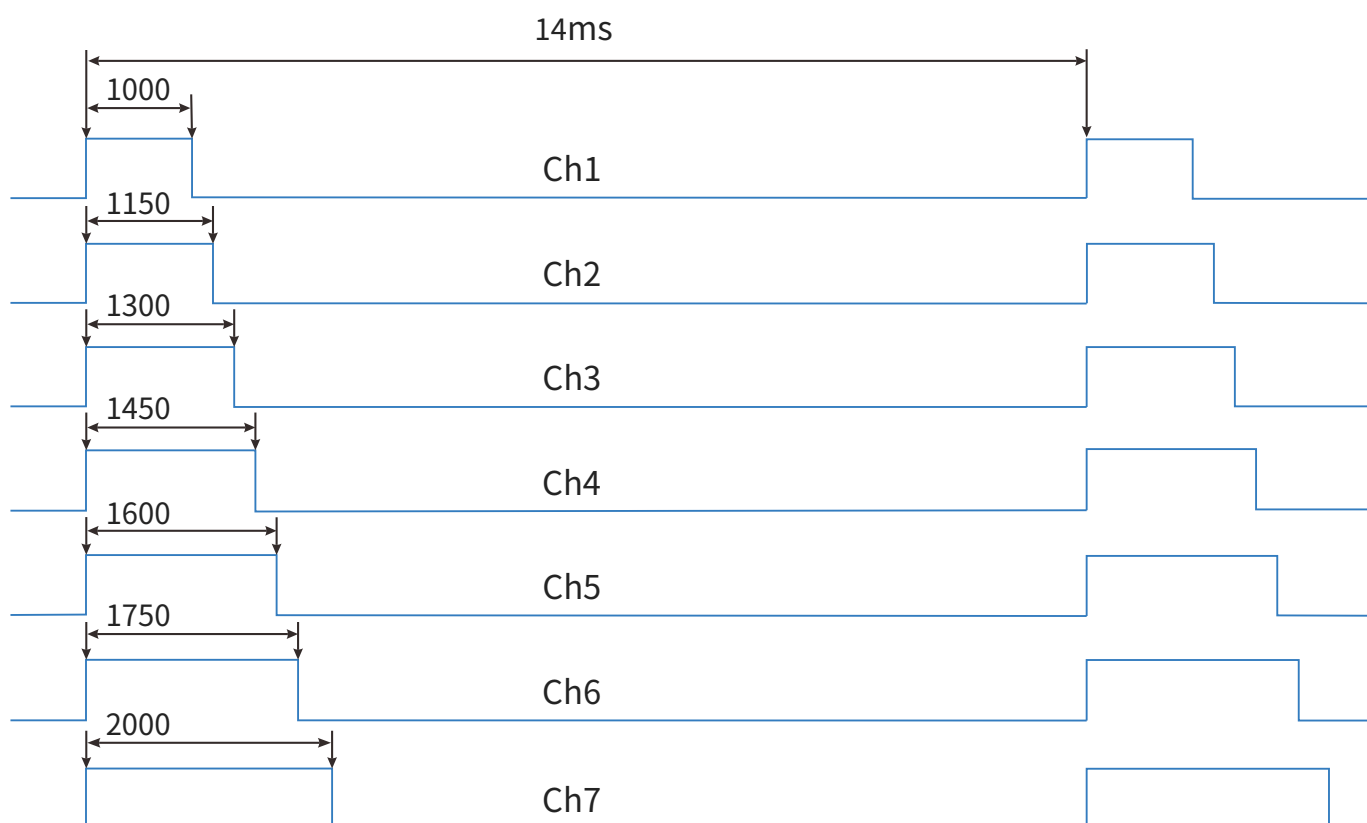
Default runaway protection and customized runaway protection switching:

Factory default runaway protection value, that is, the third channel runaway protection value of 900, other channels 1500; long press the frequency pair button on the receiver for more than 15 seconds, the receiver indicator light flashes, can switch to user-defined runaway protection.



PWM signal:

High level is 3.3V, 14ms a cycle, output pulse width is 1000-2000us when not mixing, and 880-2120 when mixing or trimming bias, as shown below.

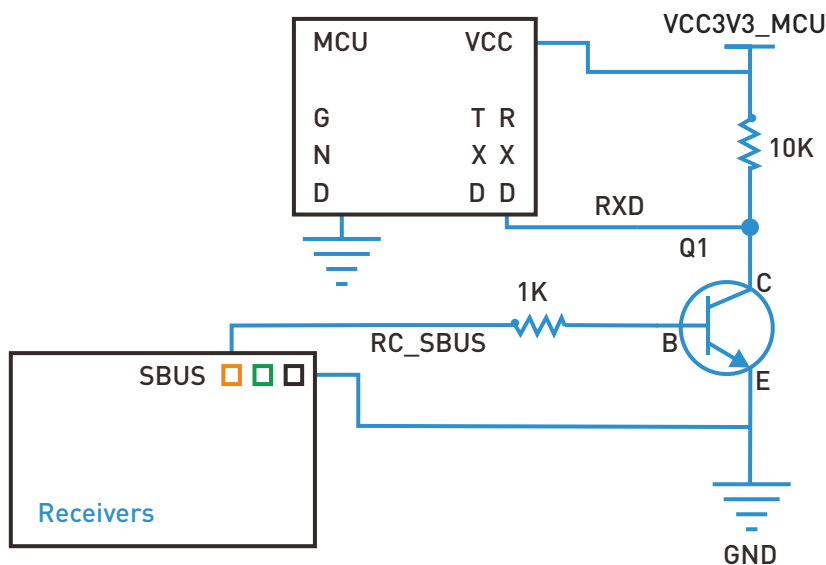


SBUS signal:

High level 3.3V, 100k baud rate, 8 data bits (9 bits to be selected in stm32), even parity (EVEN), 2 stop bits, starting at 0x0F and ending at 0x00, 25 bytes in total, one frame of data every 14ms;

arranged as follows: [0x0F] [data0] [data1] [data2] [data3] ... [data10] [flag] [0x00];

data1....data22: Corresponding to 16 channels (ch1-ch16), each channel 11bit, channel data value range is 200-1800, docking SBUS signal needs to invert the level in hardware, software inversion is invalid, inversion circuit is as follows.



MATTERS NEEDING ATTENTION

Before starting to use the remote control, carefully read the following precautions!

1. This product is not a toy and is not suitable for children under the age of 12, Adults should keep this product out of reach of children and keep it out of reach of children Be careful when operating this product in the field.
2. Please do not use it in harsh weather conditions such as evenings, thunderstorms, snows, low energy levels, etc.
3. Do not use the remote control in snowy or watery places, if rainwater enters the remote control, the circuit will be short-circuited and cannot be used.
4. Signal interference may cause the remote control to go out of control, places where interference affects more than others are as follows:
 - A. Near the mobile phone signal transmission tower
 - B. Near high-voltage power lines and communication broadcasting antennas
 - C. Near the Military Radar Launch Tower
 - D. The complexity of wireless communication and the commercial path of mobile activities
 - E. Navigation domain
5. Please do not use this product after feeling tired, uncomfortable, drunk, or excited about drugs, otherwise it will cause serious injury to oneself or others The value of is.
6. The 2.4G line band is completely different from the low-frequency line radio band previously used, Please ensure that the model product is within your line of sight when using it Obstacles inside can block the signal from the power line, causing the remote control and model to lose control.
7. Before using it, it is necessary to ensure that the remote control and model are installed correctly, and that all steering gear actions and controls are in the same direction, otherwise it may cause damage to the model Severe damage to the engine.
8. When the remote control distance continues to be too far, there is a possibility of losing control, Please shorten the control distance appropriately; The battery voltage of the remote control is insufficient, transmitting The signal from the machine can cause loss of control; So when the remote control "POWER" flashes and there is an alarm, please replace the battery as soon as possible.
9. When stopping the remote control, be sure to cut off the power supply of the receiver and then turn off the remote control; If the power to the remote control is turned off first, the receiver will still be on Operation may cause the model to lose control or the engine to continue working, leading to serious accidents.
10. Improper use of the remote control may cause serious injury or even death to the operator or others; To ensure the safety of you, others, and equipment, please be careful Read this guide and follow the instructions.
11. The remote control and receiver required for our company's 2.4G wireless transmission system are used in pairs, while other company products cannot be connected to our company's products The product is of great value.